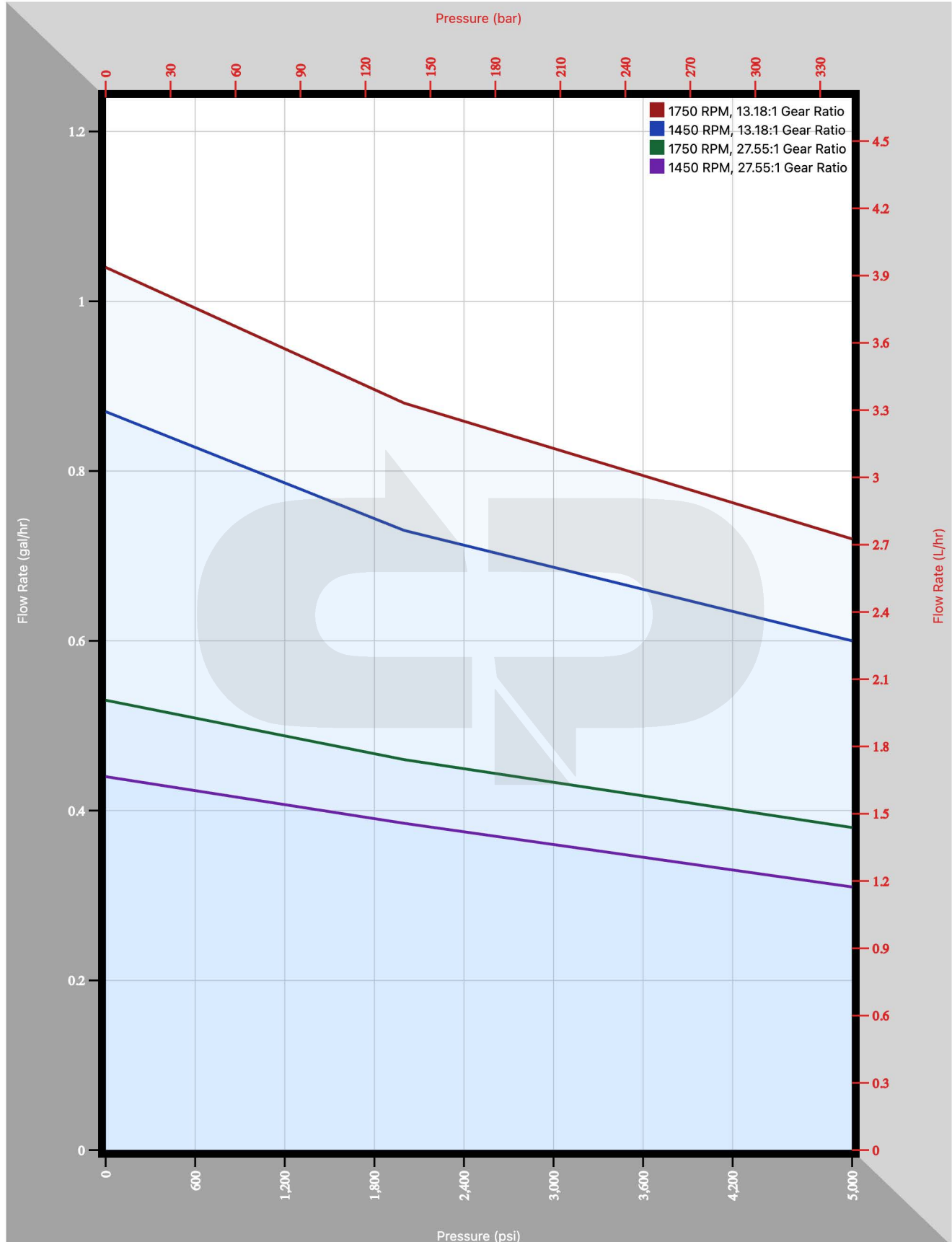
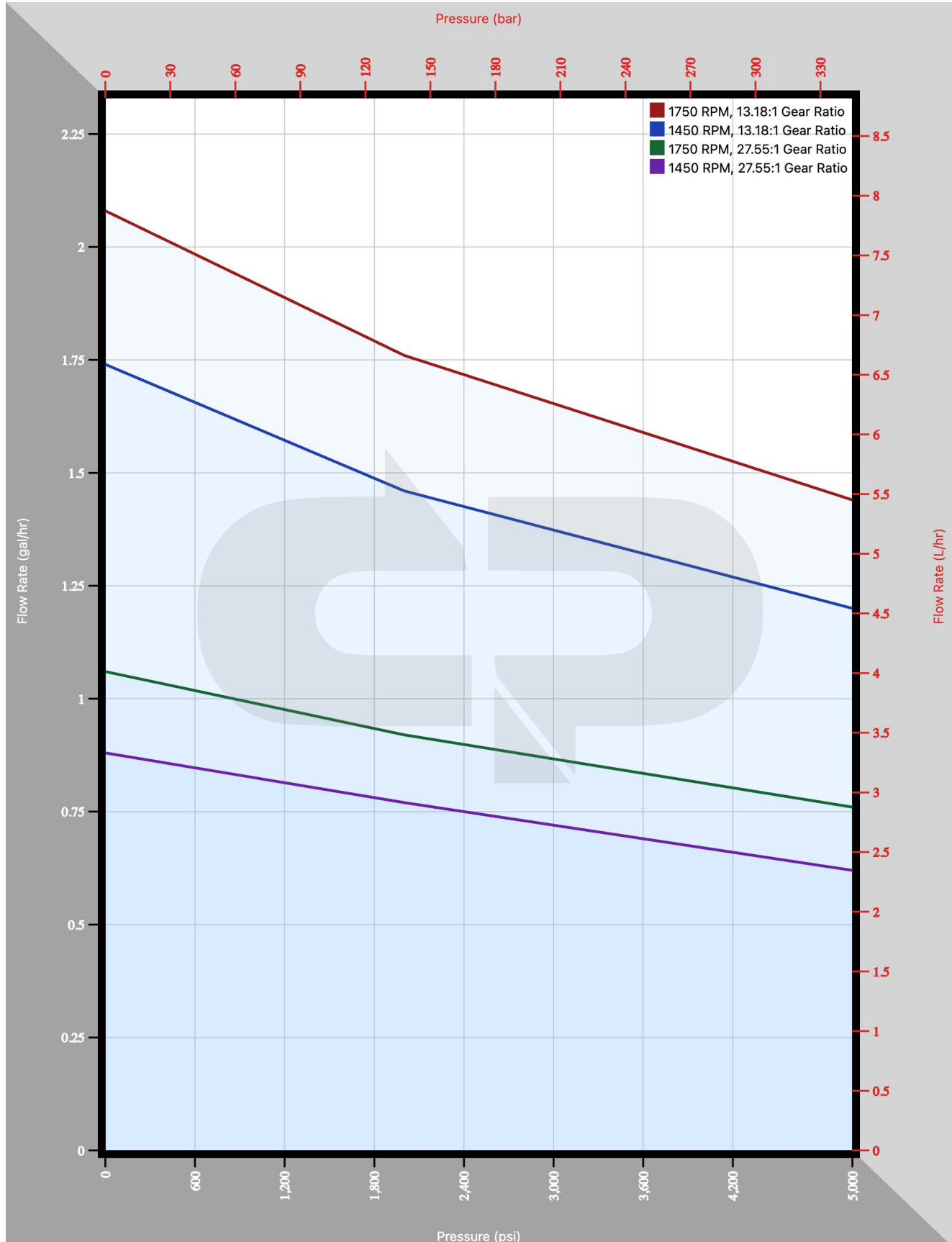


# Series ATP 1/4" Single Head Modular/Motor Gear Drive



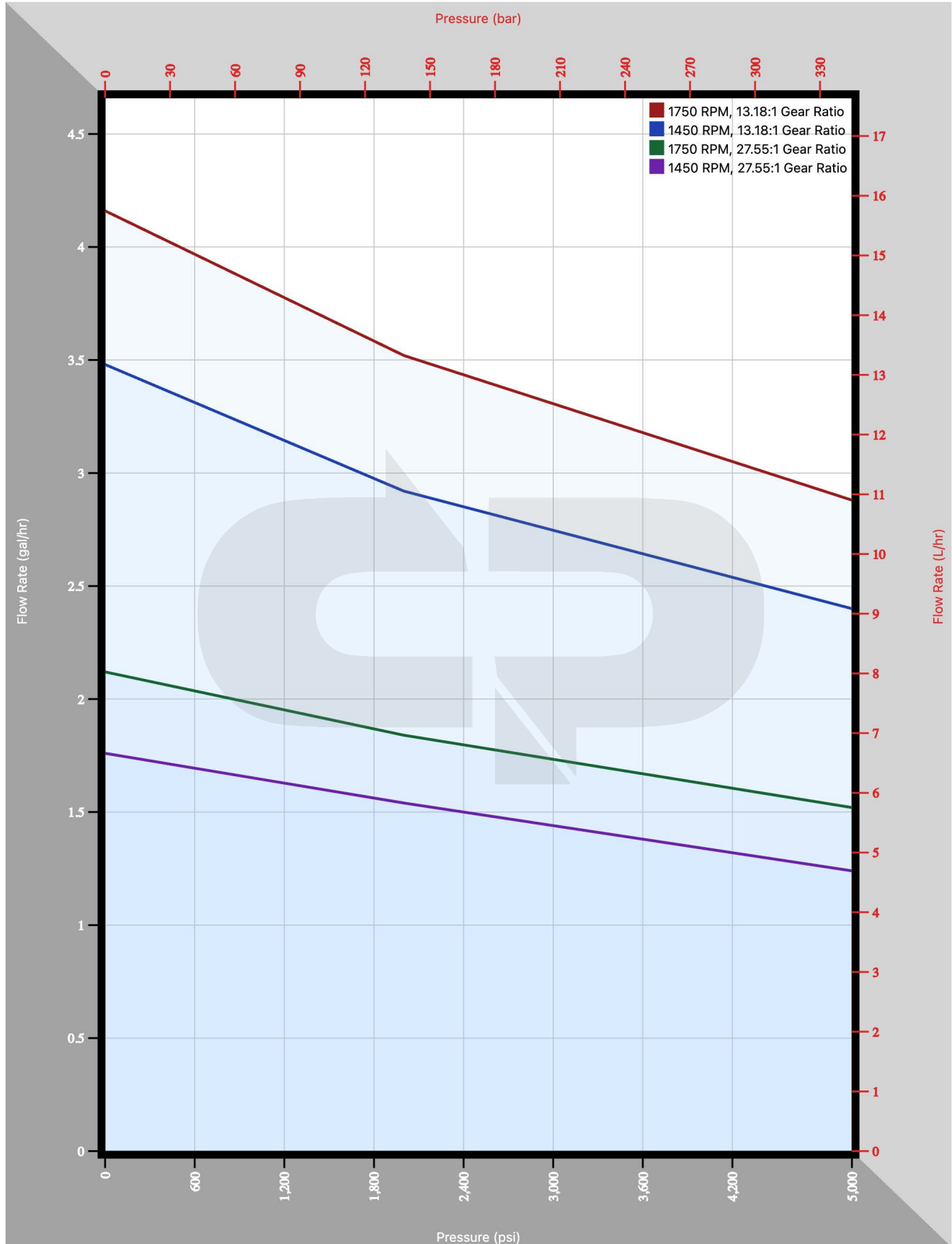
316L Head MAWP indicated by maximum depicted on chart. Stroke Length: 0- 0.75 in (19.05 mm) Infinite Adjustment. Motor Requirements: Inverter Duty 1000:1, Vertical / Available Frames: NEMA 56C with 7/8" shaft adapter, 143/145TC or IEC80B5. This performance curve was generated with empirical data, supersedes calculated or theoretical table data, and should be used to select an appropriate model. Performance could vary slightly based on field conditions and actual motor speed. The ATP injection head is a modular head design that allows interchangeability with other plunger sizes with the appropriate parts.

# Series ATP 1/4" Dual Head Modular/Motor Gear Drive



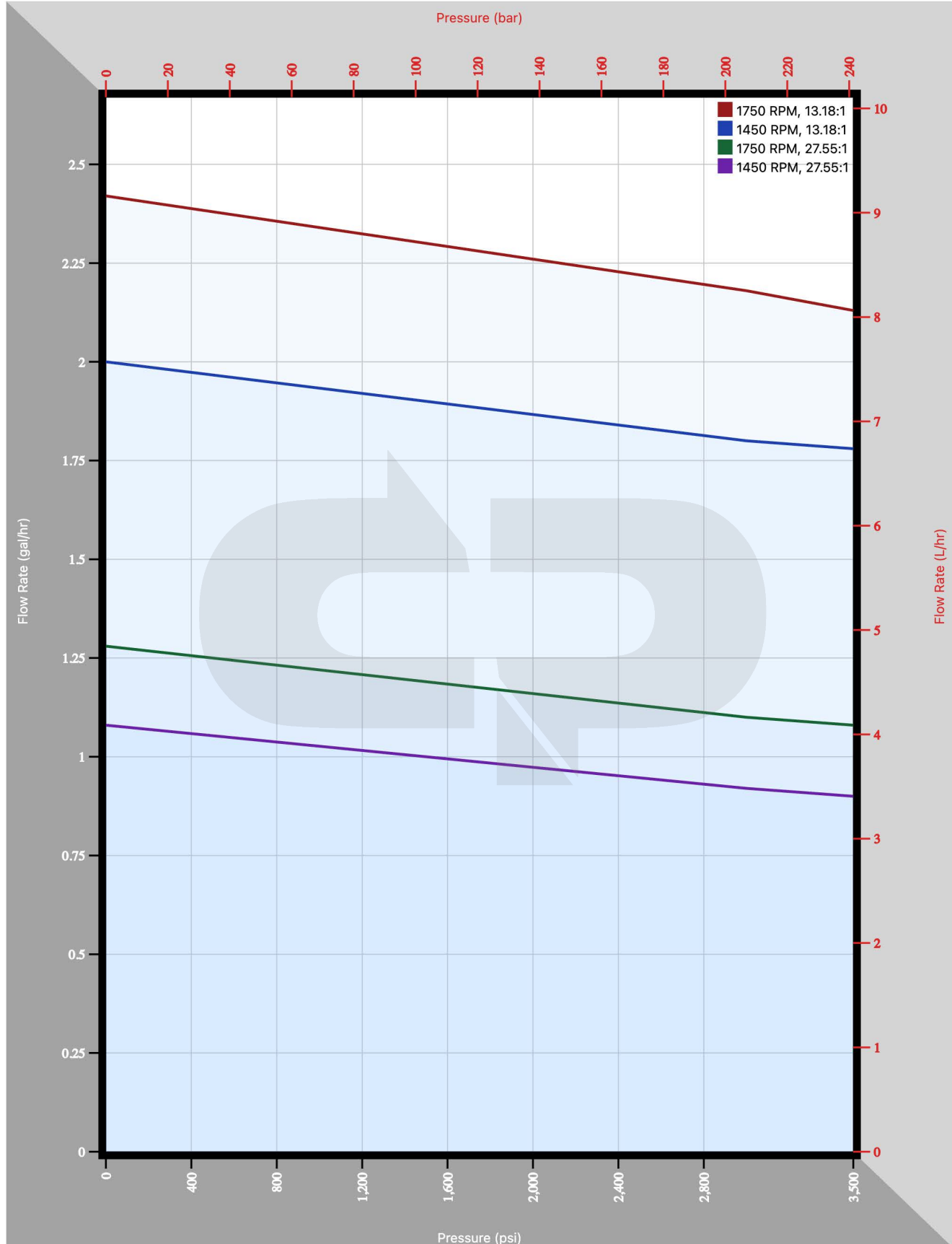
316L Head MAWP indicated by maximum depicted on chart. Stroke Length: 0- 0.75 in (19.05 mm) Infinite Adjustment. Motor Requirements: Inverter Duty 1000:1, Vertical / Available Frames: NEMA 56C with 7/8" shaft adapter, 143/145TC or IEC80B5. This performance curve was generated with empirical data, supersedes calculated or theoretical table data, and should be used to select an appropriate model. Performance could vary slightly based on field conditions and actual motor speed. The ATP injection head is a modular head design that allows interchangeability with other plunger sizes with the appropriate parts.

# Series ATP 1/4" Four Head Modular/Motor Gear Drive



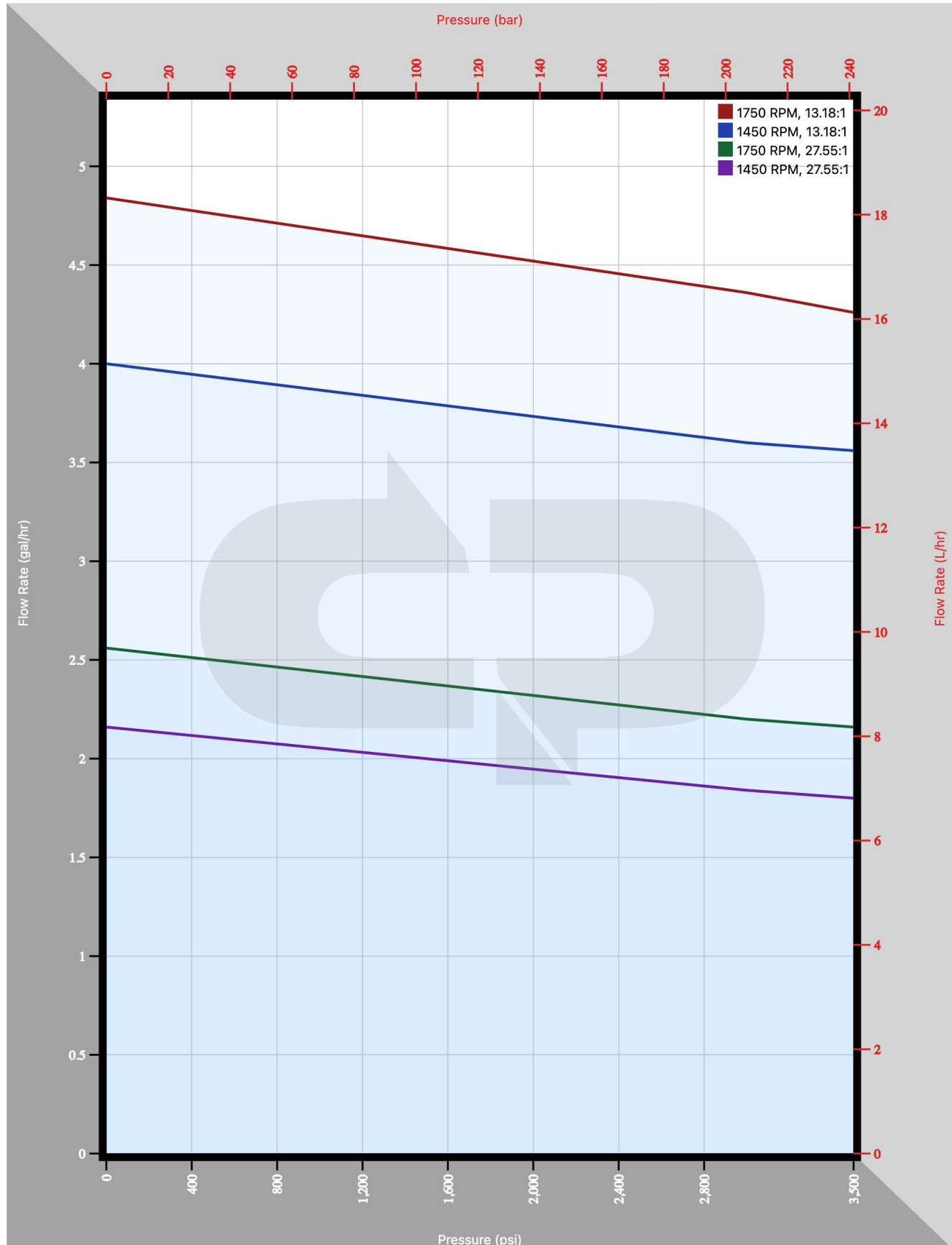
316L Head MAWP indicated by maximum depicted on chart. Stroke Length: 0 - 0.75 in (19.05 mm) Infinite Adjustment. Motor Requirements: Inverter Duty 1000:1, Vertical / Available Frames: NEMA 56C with 7/8" shaft adapter, 143/145TC or IEC80B5. This performance curve was generated with empirical data, supersedes calculated or theoretical table data, and should be used to select an appropriate model. Performance could vary slightly based on field conditions and actual motor speed. The ATP injection head is a modular head design that allows interchangeability with other plunger sizes with the appropriate parts.

# Series ATP 3/8" Single Head Modular/Motor Gear Drive



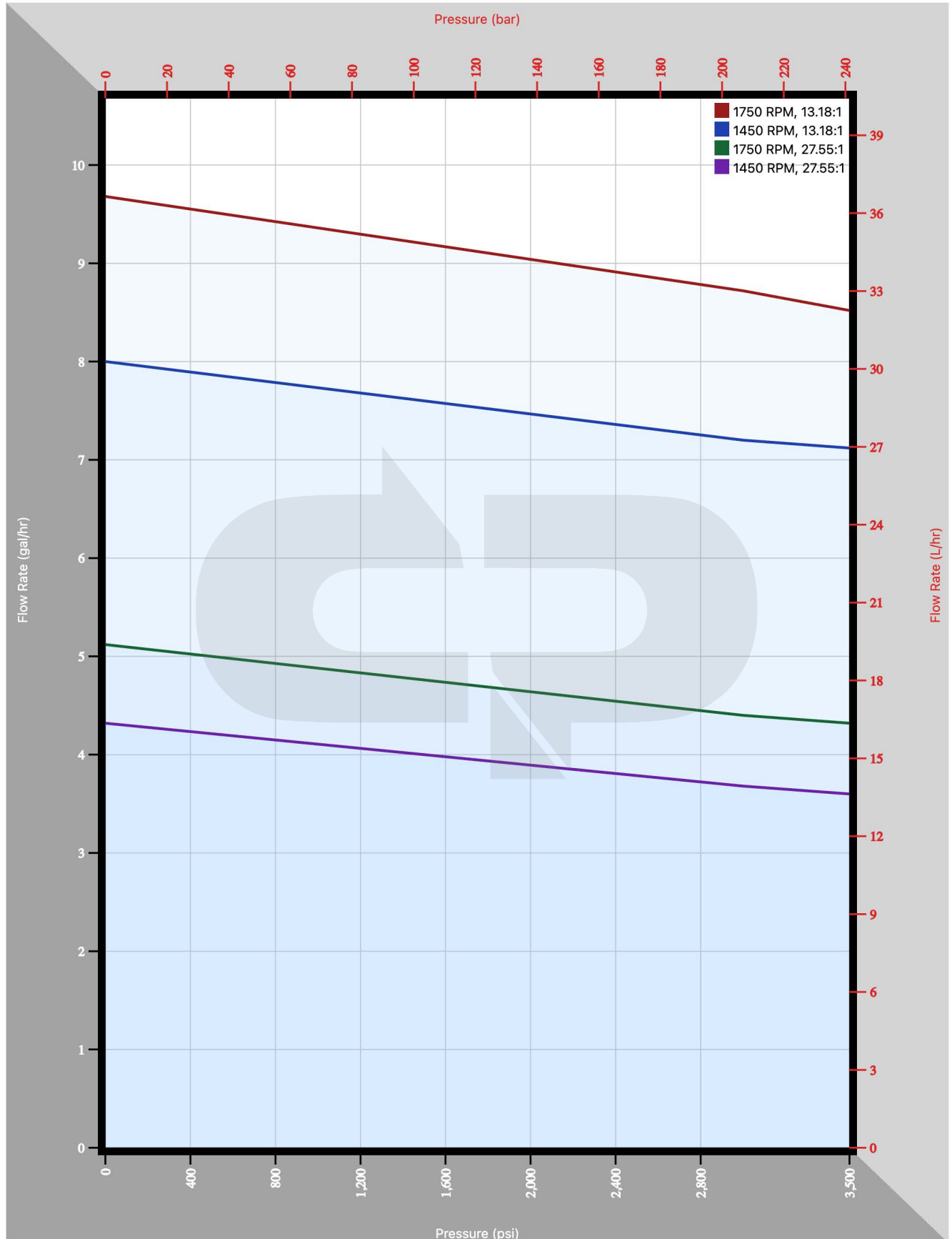
316L Head MAWP indicated by maximum depicted on chart. Stroke Length: 0 - 0.75 in (19.05 mm) Infinite Adjustment. Motor Requirements: Inverter Duty 1000:1, Vertical / Available Frames: NEMA 56C with 7/8" shaft adapter, 143/145TC or IEC80B5. This performance curve was generated with empirical data, supersedes calculated or theoretical table data, and should be used to select an appropriate model. Performance could vary slightly based on field conditions and actual motor speed. The ATP injection head is a modular head design that allows interchangeability with other plunger sizes with the appropriate parts.

# Series ATP 3/8" Dual Head Modular/Motor Gear Drive



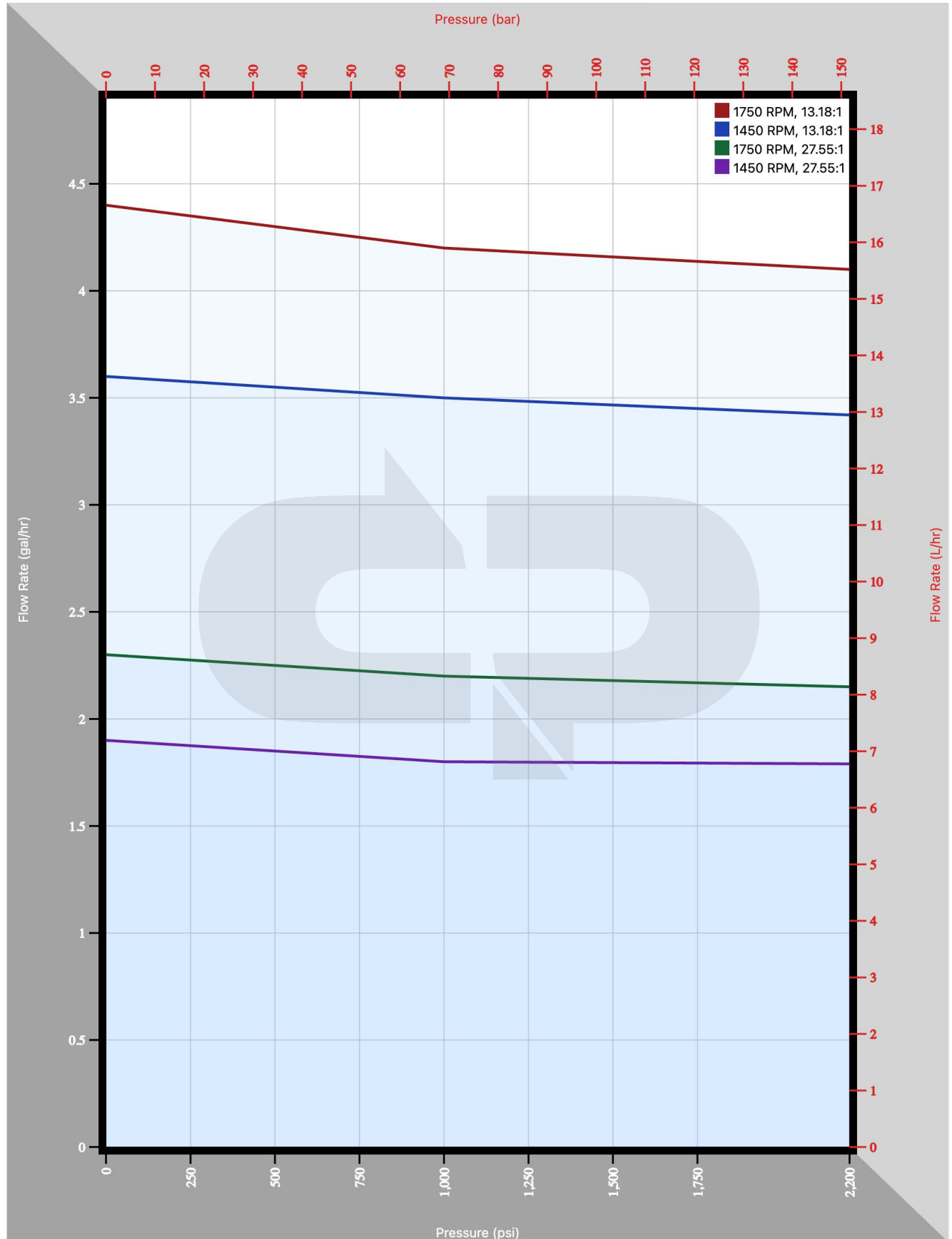
316L Head MAWP indicated by maximum depicted on chart. Stroke Length: 0 - 0.75 in (19.05 mm) Infinite Adjustment. Motor Requirements: Inverter Duty 1000:1, Vertical / Available Frames: NEMA 56C with 7/8" shaft adapter, 143/145TC or IEC80B5. This performance curve was generated with empirical data, supersedes calculated or theoretical table data, and should be used to select an appropriate model. Performance could vary slightly based on field conditions and actual motor speed. The ATP injection head is a modular head design that allows interchangeability with other plunger sizes with the appropriate parts.

# Series ATP 3/8" Four Head Modular/Motor Gear Drive



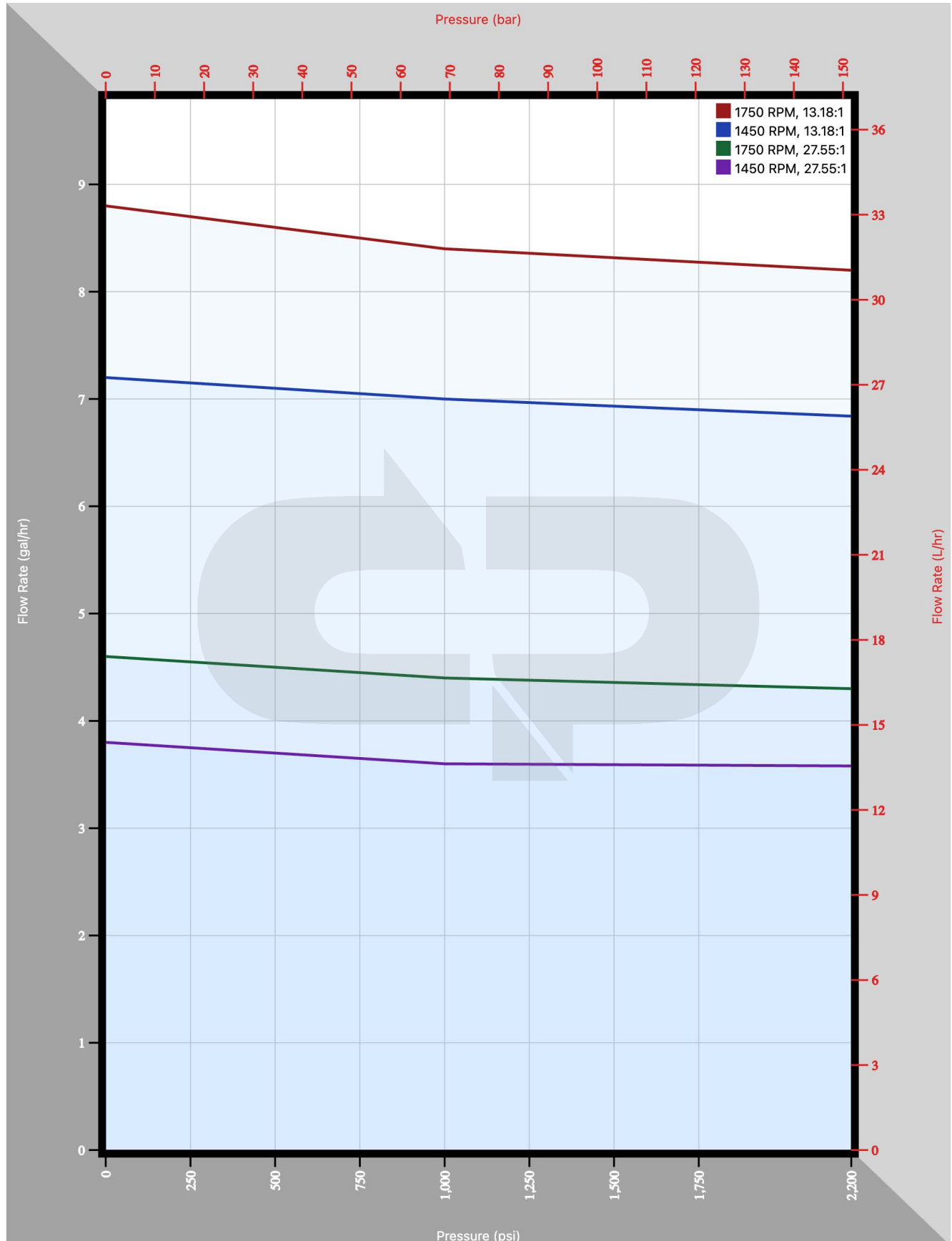
316L Head MAWP indicated by maximum depicted on chart. Stroke Length: 0 - 0.75 in (19.05 mm) Infinite Adjustment. Motor Requirements: Inverter Duty 1000:1, Vertical / Available Frames: NEMA 56C with 7/8" shaft adapter, 143/145TC or IEC80B5. This performance curve was generated with empirical data, supersedes calculated or theoretical table data, and should be used to select an appropriate model. Performance could vary slightly based on field conditions and actual motor speed. The ATP injection head is a modular head design that allows interchangeability with other plunger sizes with the appropriate parts.

# Series ATP 1/2" Single Head Modular/Motor Gear Drive



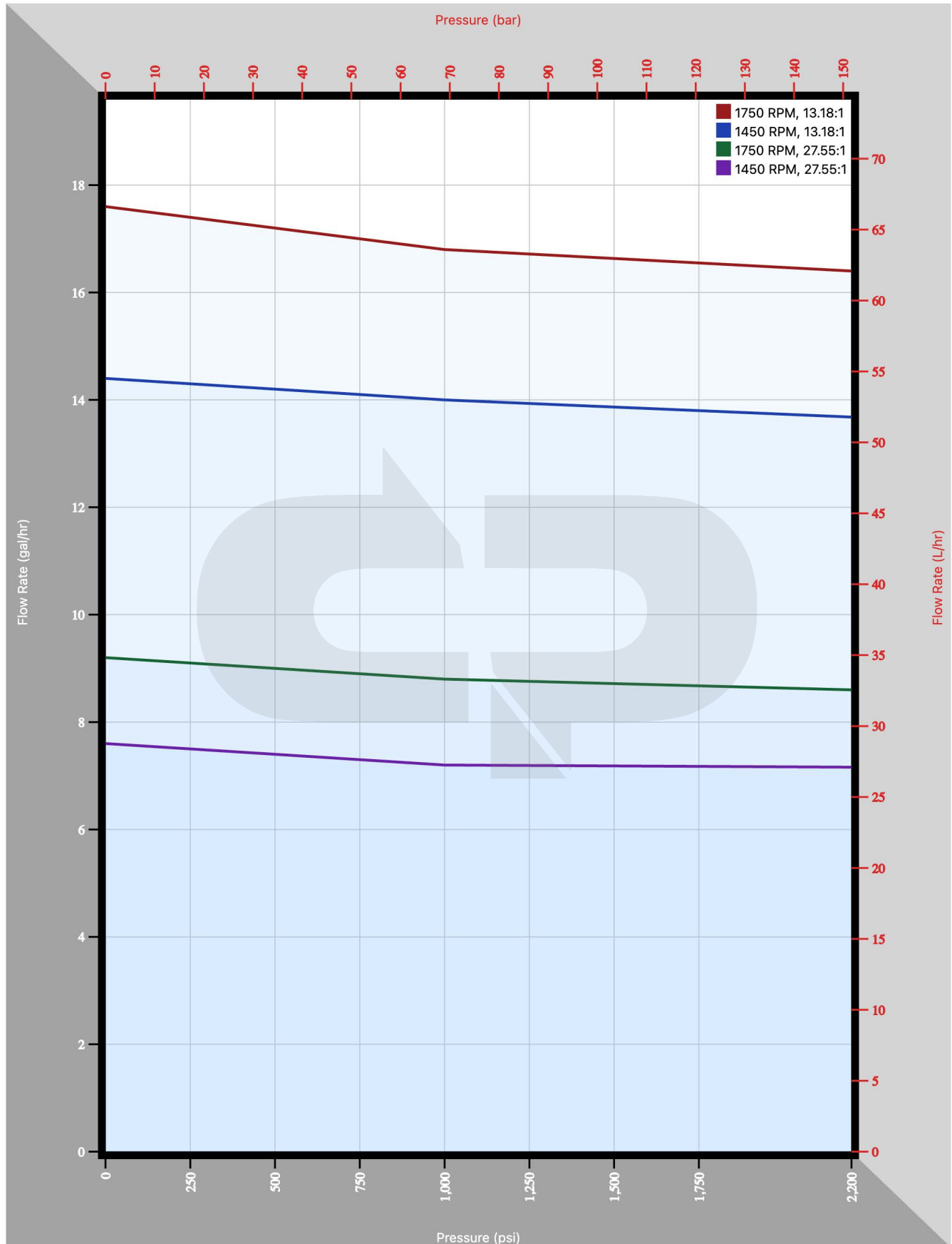
316L Head MAWP indicated by maximum depicted on chart. Stroke Length: 0 - 0.75 in (19.05 mm) Infinite Adjustment. Motor Requirements: Inverter Duty 1000:1, Vertical / Available Frames: NEMA 56C with 7/8" shaft adapter, 143/145TC or IEC80B5. This performance curve was generated with empirical data, supersedes calculated or theoretical table data, and should be used to select an appropriate model. Performance could vary slightly based on field conditions and actual motor speed. The ATP injection head is a modular head design that allows interchangeability with other plunger sizes with the appropriate parts.

# Series ATP 1/2" Dual Head Modular/Motor Gear Drive



316L Head MAWP indicated by maximum depicted on chart. Stroke Length: 0 - 0.75 in (19.05 mm) Infinite Adjustment. Motor Requirements: Inverter Duty 1000:1, Vertical / Available Frames: NEMA 56C with 7/8" shaft adapter, 143/145TC or IEC80B5. This performance curve was generated with empirical data, supersedes calculated or theoretical table data, and should be used to select an appropriate model. Performance could vary slightly based on field conditions and actual motor speed. The ATP injection head is a modular head design that allows interchangeability with other plunger sizes with the appropriate parts.

# Series ATP 1/2" Four Head Modular/Motor Gear Drive



316L Head MAWP indicated by maximum depicted on chart. Stroke Length: 0 - 0.75 in (19.05 mm) Infinite Adjustment. Motor Requirements: Inverter Duty 1000:1, Vertical / Available Frames: NEMA 56C with 7/8" shaft adapter, 143/145TC or IEC80B5. This performance curve was generated with empirical data, supersedes calculated or theoretical table data, and should be used to select an appropriate model. Performance could vary slightly based on field conditions and actual motor speed. The ATP injection head is a modular head design that allows interchangeability with other plunger sizes with the appropriate parts.